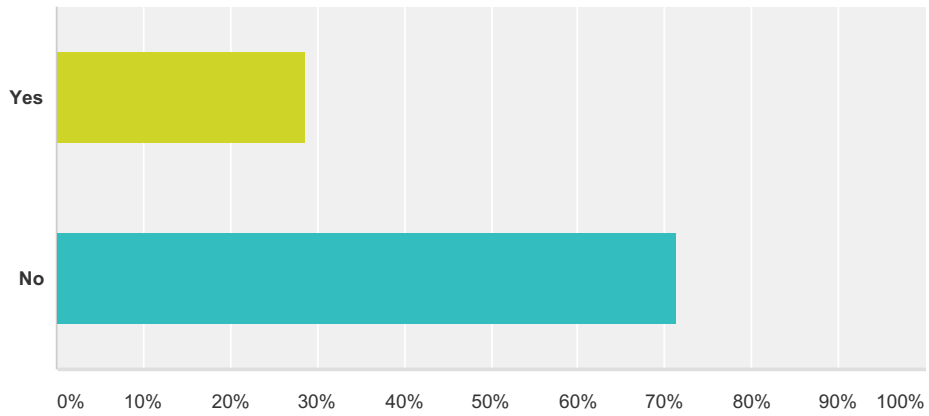


### Q3 Is Outreach/Recruitment under the direction of Admissions and Records?

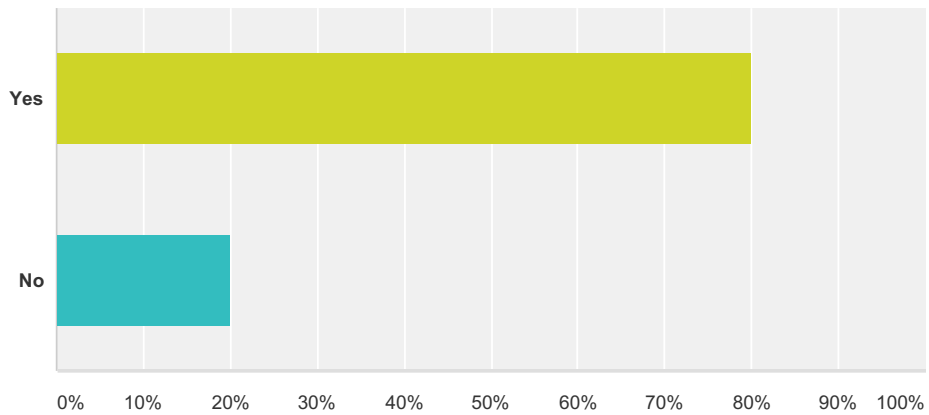
Answered: 35 Skipped: 0



Answer Choices	Responses
Yes	28.57% 10
No	71.43% 25
<b>Total</b>	<b>35</b>

### Q4 Do you staff a separate Outreach/Recruitment position?

Answered: 35 Skipped: 0



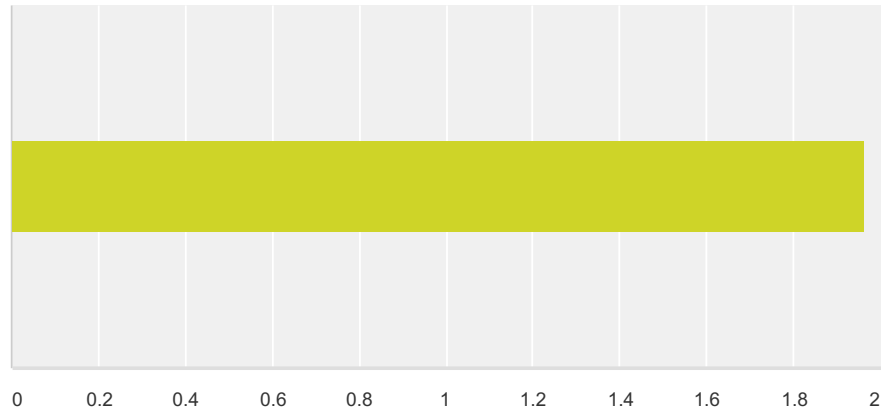
Answer Choices	Responses
Yes	80.00% 28
No	20.00% 7
<b>Total</b>	<b>35</b>

### Q5 If yes to Q4, how many FTE staff are in

CACCRAO Survey

**this position?**

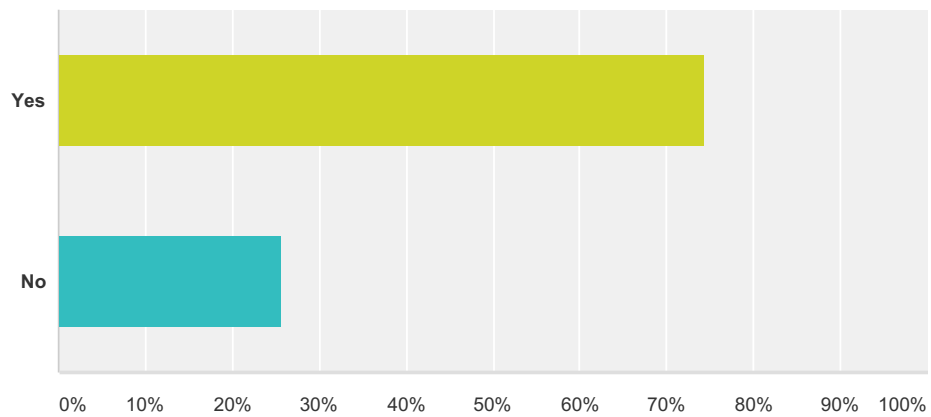
Answered: 28 Skipped: 7



Answer Choices	Average Number	Total Number	Responses
	2	55	28
<b>Total Respondents: 28</b>			

**Q6 Do you hire students to support outreach/recruitment functions and activities?**

Answered: 35 Skipped: 0

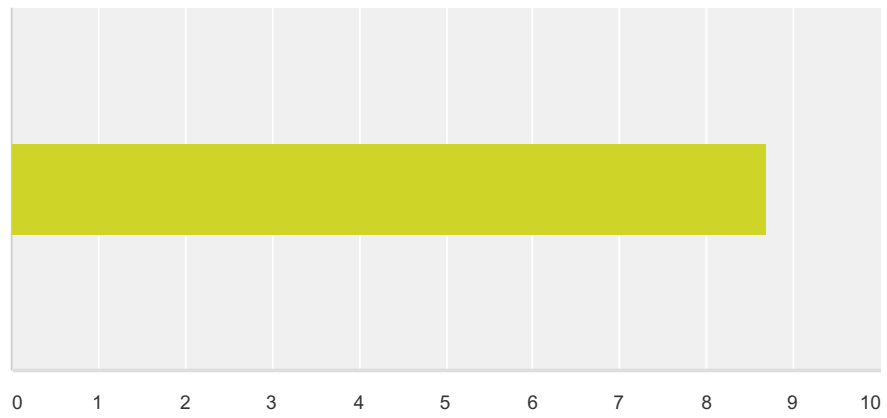


Answer Choices	Responses
Yes	74.29% 26
No	25.71% 9
<b>Total</b>	<b>35</b>

**Q7 If yes, how many students, on average, are hired?**

Answered: 25 Skipped: 10

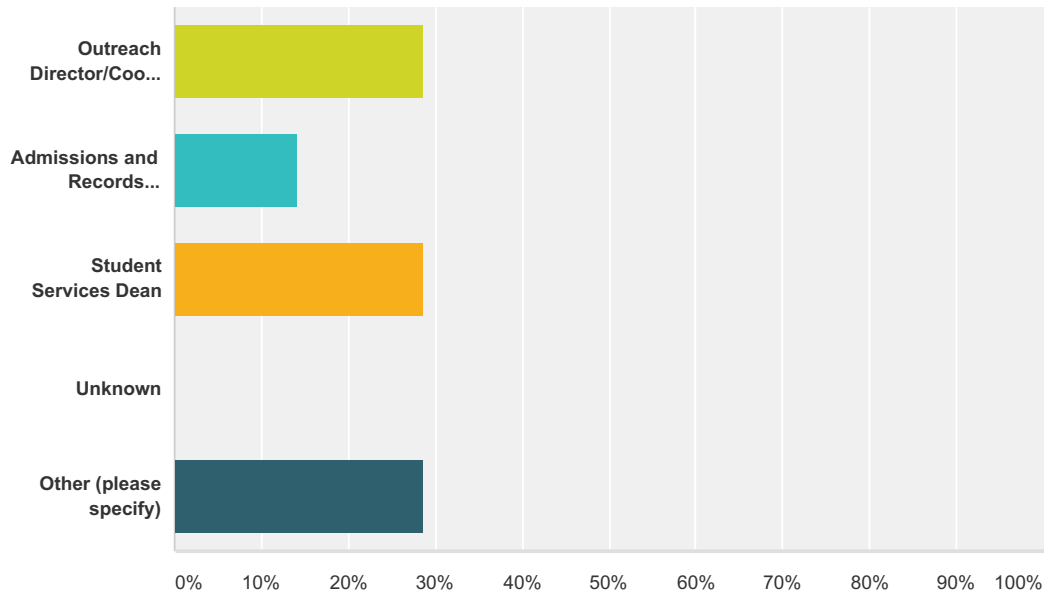
# CACCRAO Survey



Answer Choices	Average Number	Total Number	Responses
	9	217	25
<b>Total Respondents: 25</b>			

## Q8 Who is the immediate supervisor over Outreach activities?

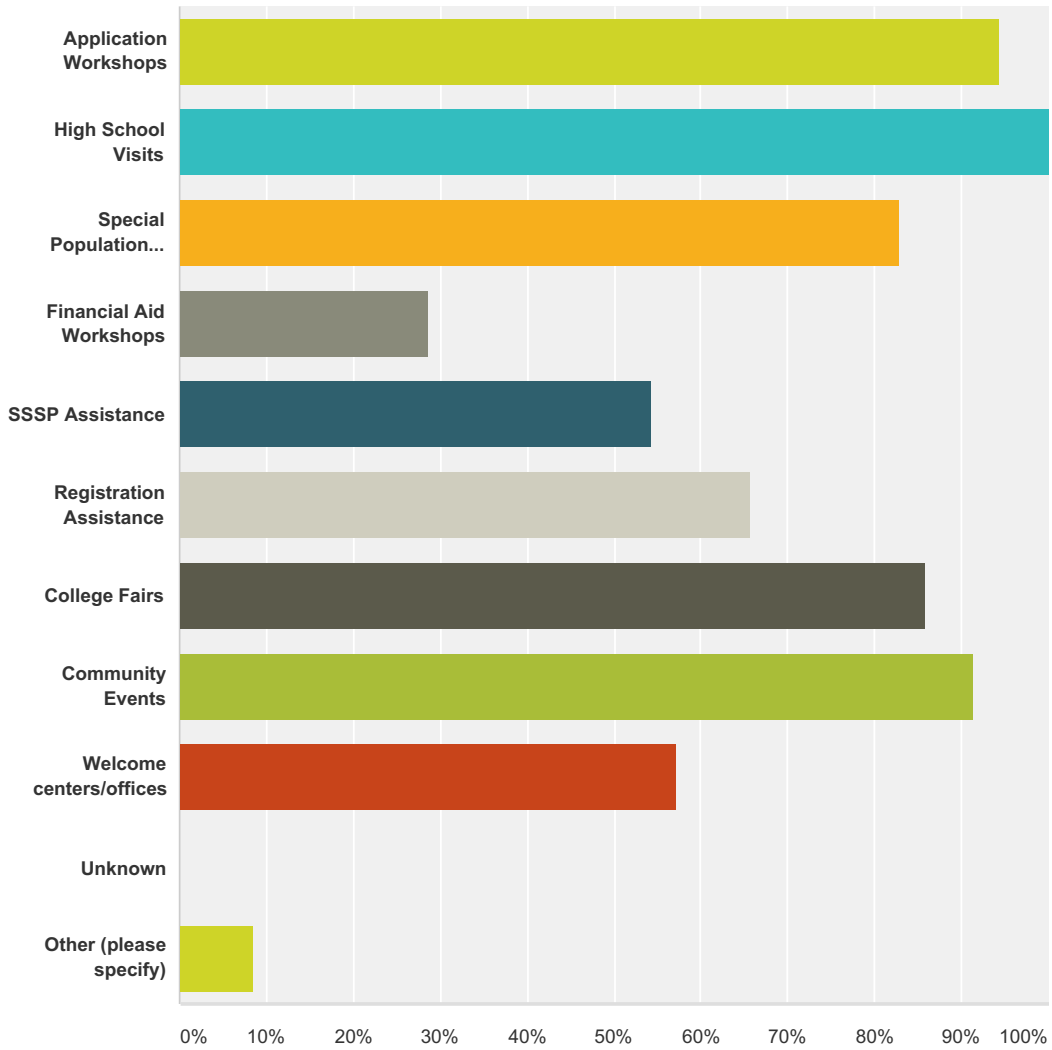
Answered: 35 Skipped: 0



Answer Choices	Responses
Outreach Director/Coordinator	28.57% 10
Admissions and Records Manager/Supervisor	14.29% 5
Student Services Dean	28.57% 10
Unknown	0.00% 0
Other (please specify)	28.57% 10

### Q9 Please select all the activities/responsibilities that Outreach oversees

Answered: 35 Skipped: 0



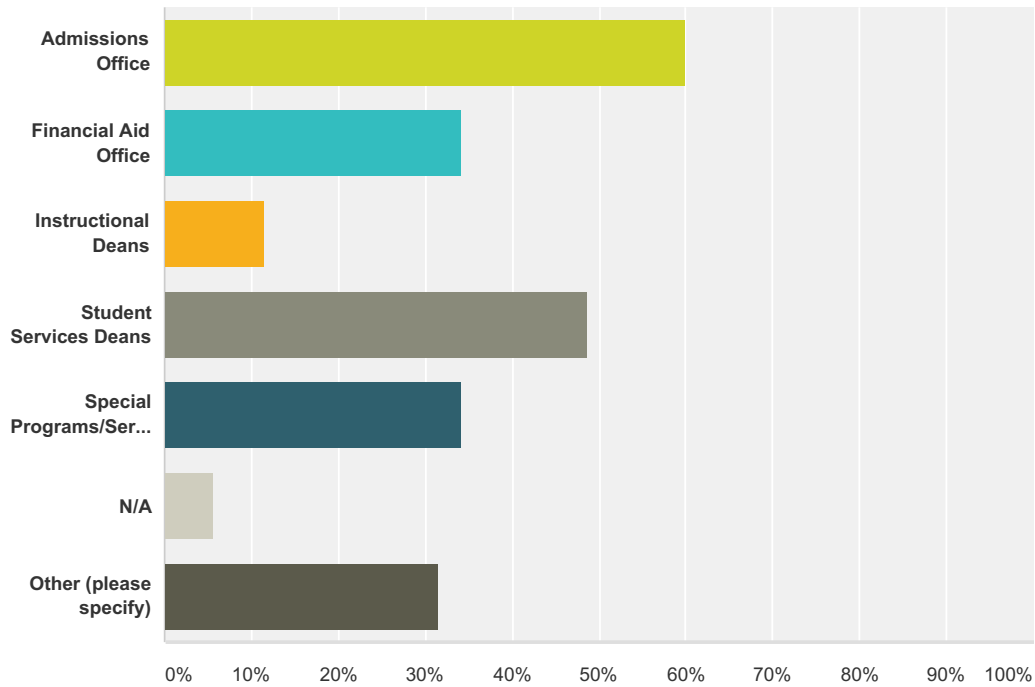
Answer Choices	Responses	Count
Application Workshops	94.29%	33
High School Visits	100.00%	35
Special Population Outreach	82.86%	29
Financial Aid Workshops	28.57%	10
SSSP Assistance	54.29%	19
Registration Assistance	65.71%	23
College Fairs	85.71%	30

## CACCR AO Survey

Community Events	91.43%	32
Welcome centers/offices	57.14%	20
Unknown	0.00%	0
Other (please specify)	8.57%	3
<b>Total Respondents: 35</b>		

### Q10 Who trains your outreach staff? (Select all that apply)

Answered: 35 Skipped: 0

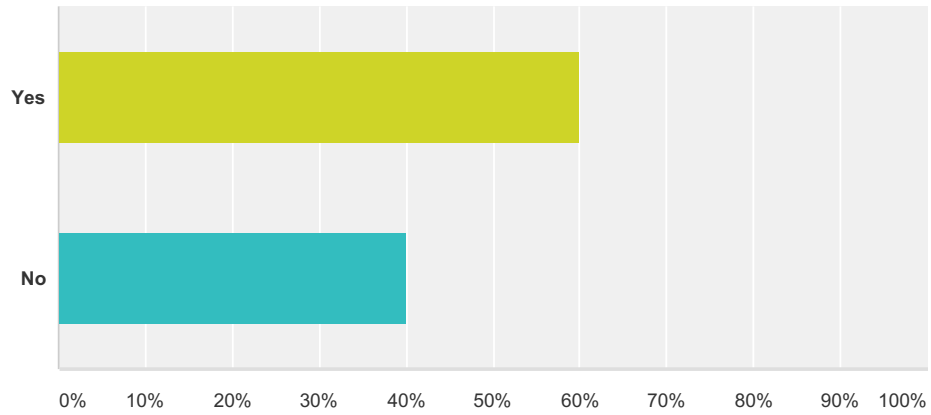


Answer Choices	Responses
Admissions Office	60.00% 21
Financial Aid Office	34.29% 12
Instructional Deans	11.43% 4
Student Services Deans	48.57% 17
Special Programs/Services - EOPS, CalWORKs, DSPS, etc.	34.29% 12
N/A	5.71% 2
Other (please specify)	31.43% 11
<b>Total Respondents: 35</b>	

### Q11 Would you be interested in a workshop related to Outreach/Recruitment at the CACCRAO Conference?

# CACCRAO Survey

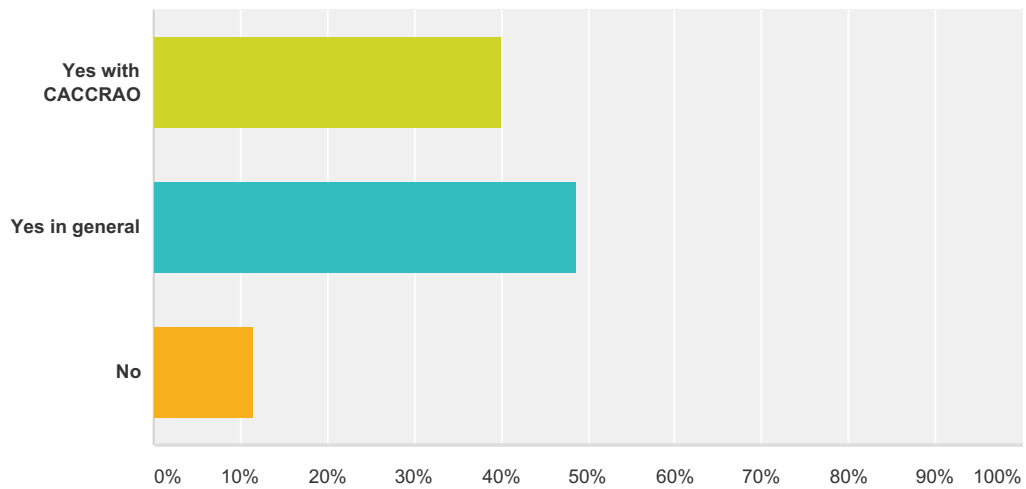
Answered: 35 Skipped: 0



Answer Choices	Responses	Count
Yes	60.00%	21
No	40.00%	14
<b>Total</b>		<b>35</b>

## Q12 Would you be interested in seeing more collaboration of Outreach/Recruitment at the state level?

Answered: 35 Skipped: 0



Answer Choices	Responses	Count
Yes with CACCRAO	40.00%	14
Yes in general	48.57%	17
No	11.43%	4
<b>Total</b>		<b>35</b>