

2007 CACCRAO CONFERENCE – PALM SPRINGS

CONFERENCE EVALUATION REPORT

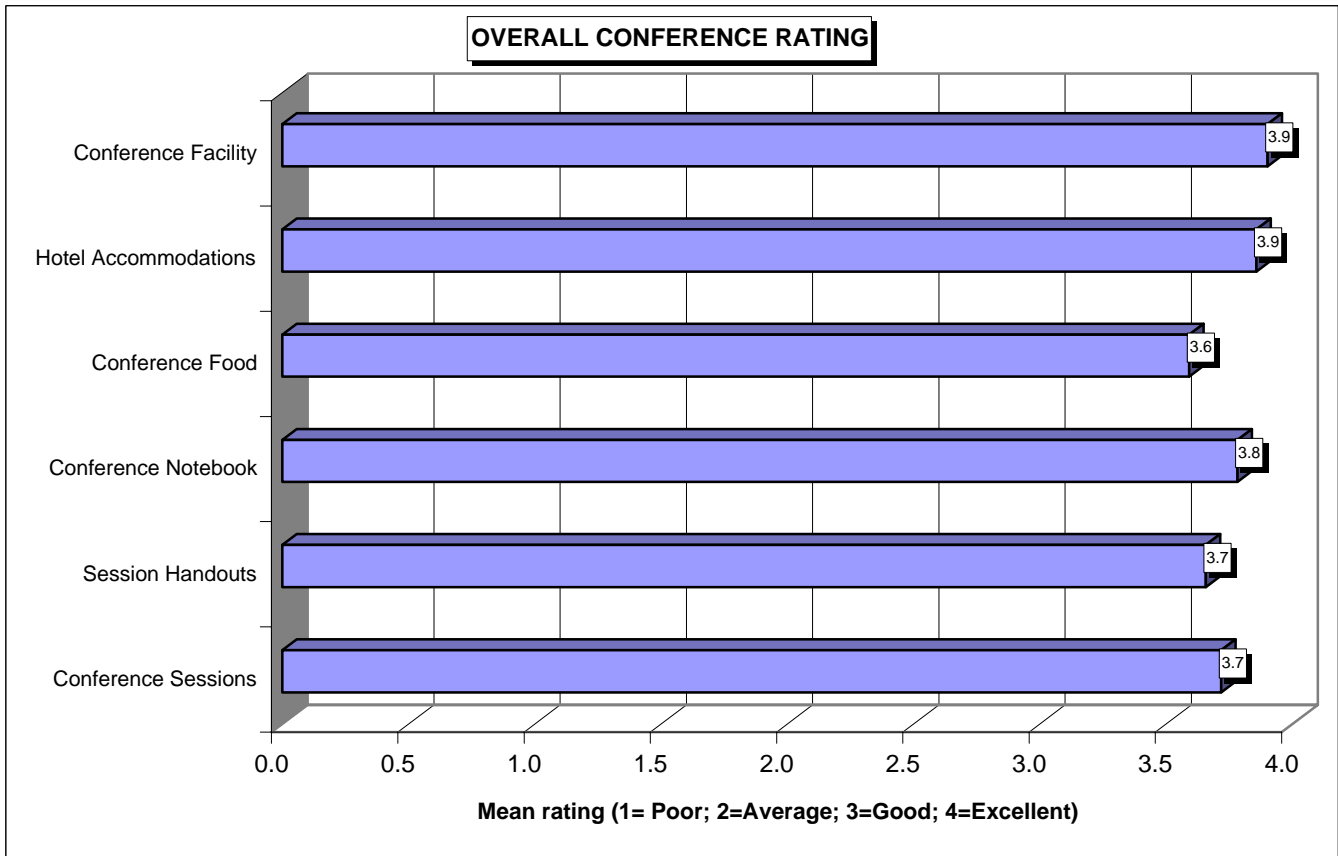
Prepared

By

Ryan Cartnal

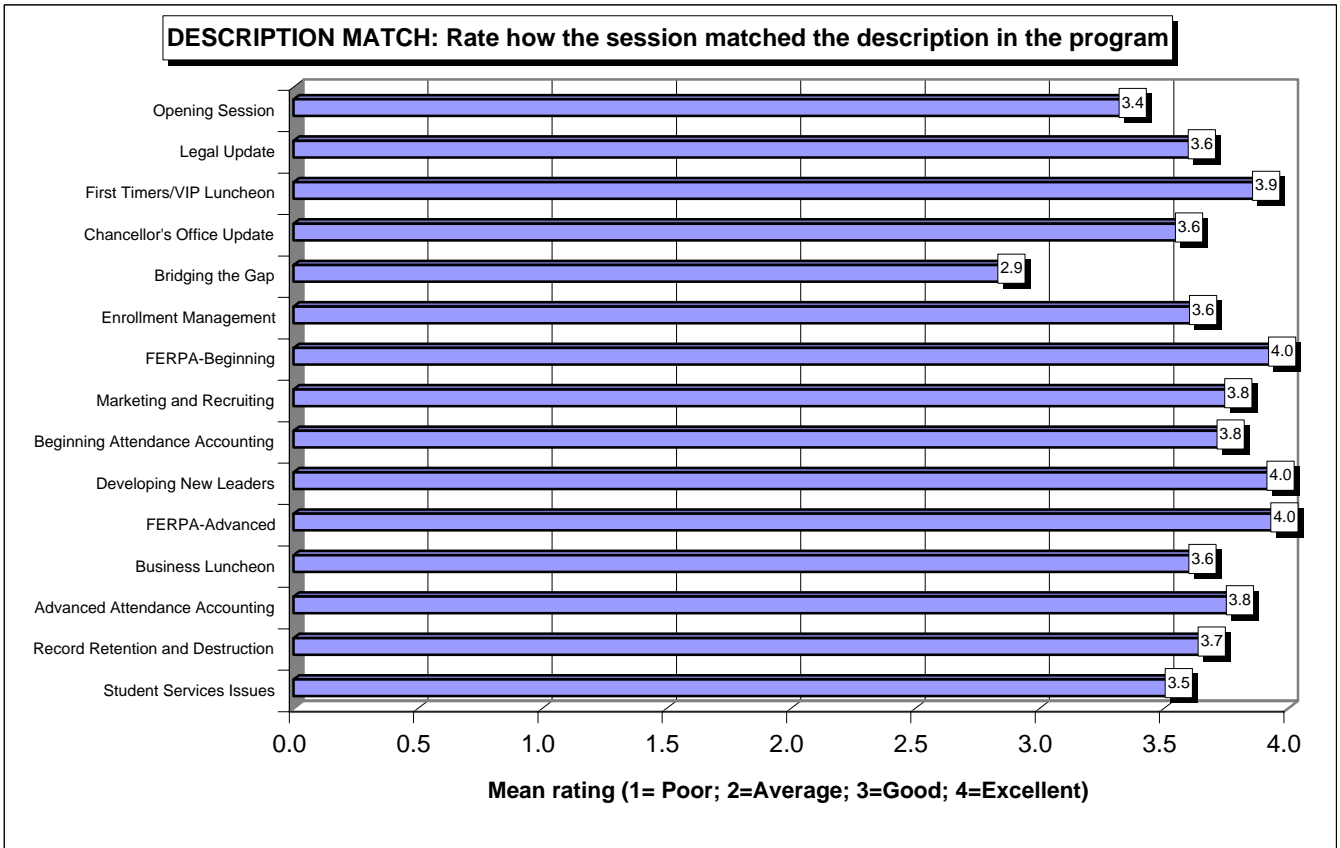
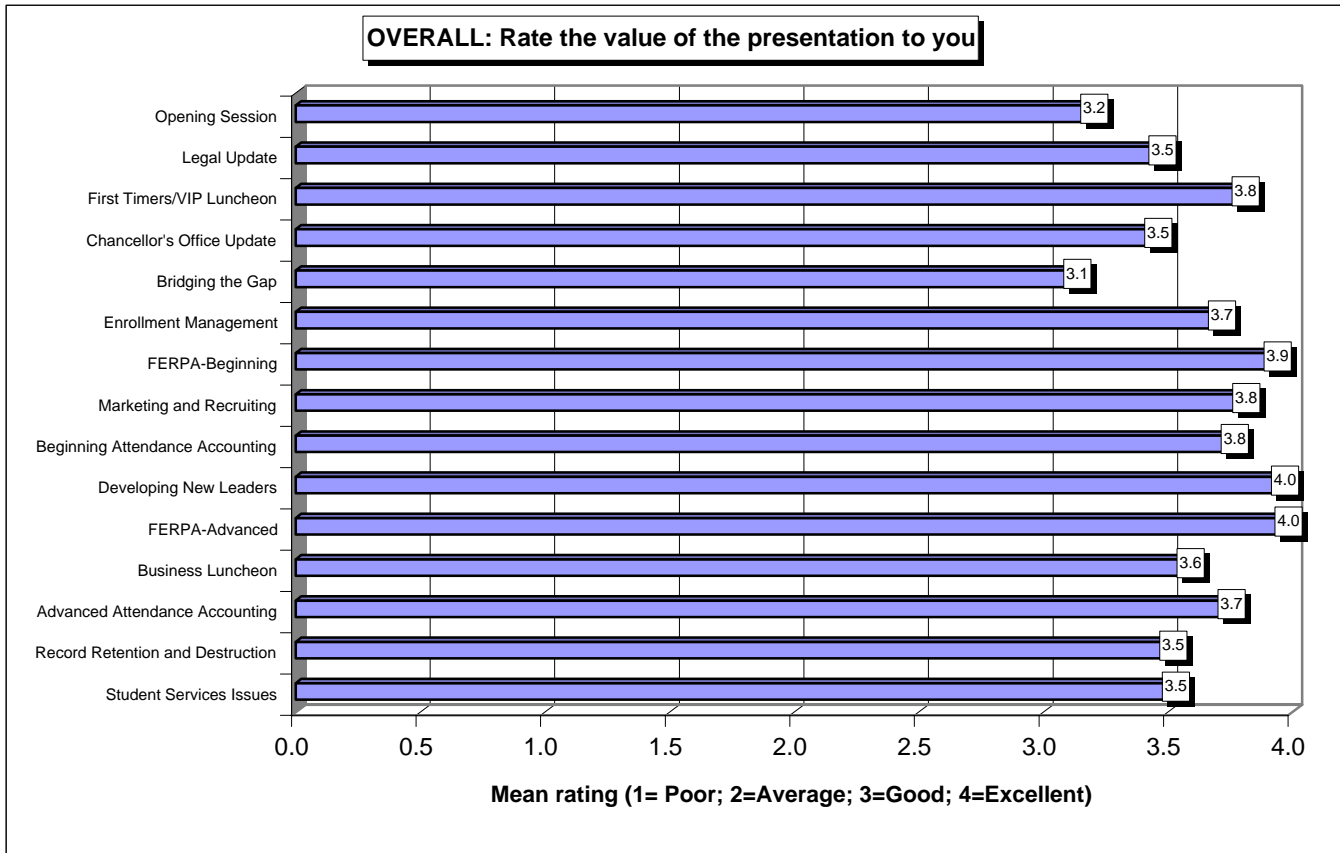
May 17, 2007

**CALIFORNIA ASSOCIATION OF COMMUNITY COLLEGE REGISTRARS AND ADMISSIONS OFFICERS
 CACCRAO 2007 ANNUAL CONFERENCE- PALM SPRINGS
 CONFERENCE EVALUATION**



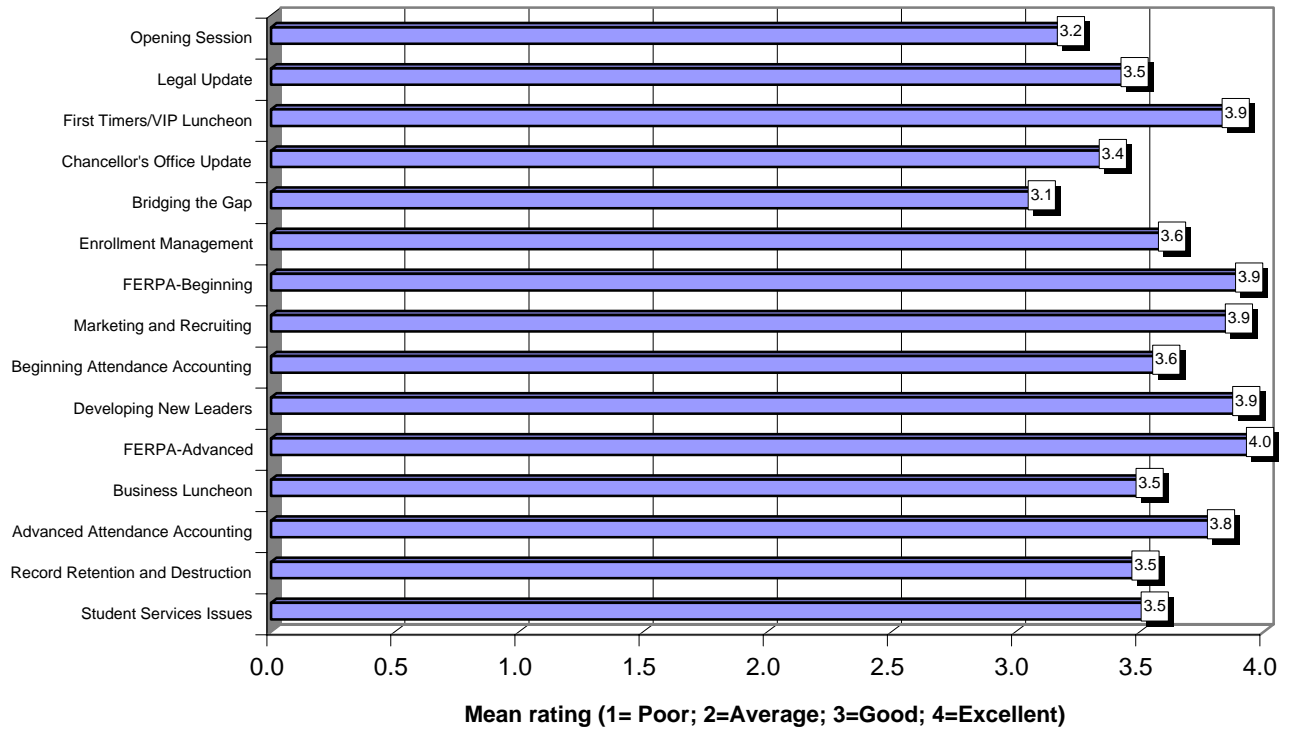
OVERALL CONFERENCE RATING		
	N	Mean
Conference Facility	71	3.90
Hotel Accommodations	70	3.86
Conference Food	71	3.59
Conference Notebook	69	3.78
Session Handouts	70	3.66
Conference Sessions	71	3.72

**CALIFORNIA ASSOCIATION OF COMMUNITY COLLEGE REGISTRARS AND ADMISSIONS OFFICERS
CACCRAO 2007 ANNUAL CONFERENCE- PALM SPRINGS
CONFERENCE EVALUATION**

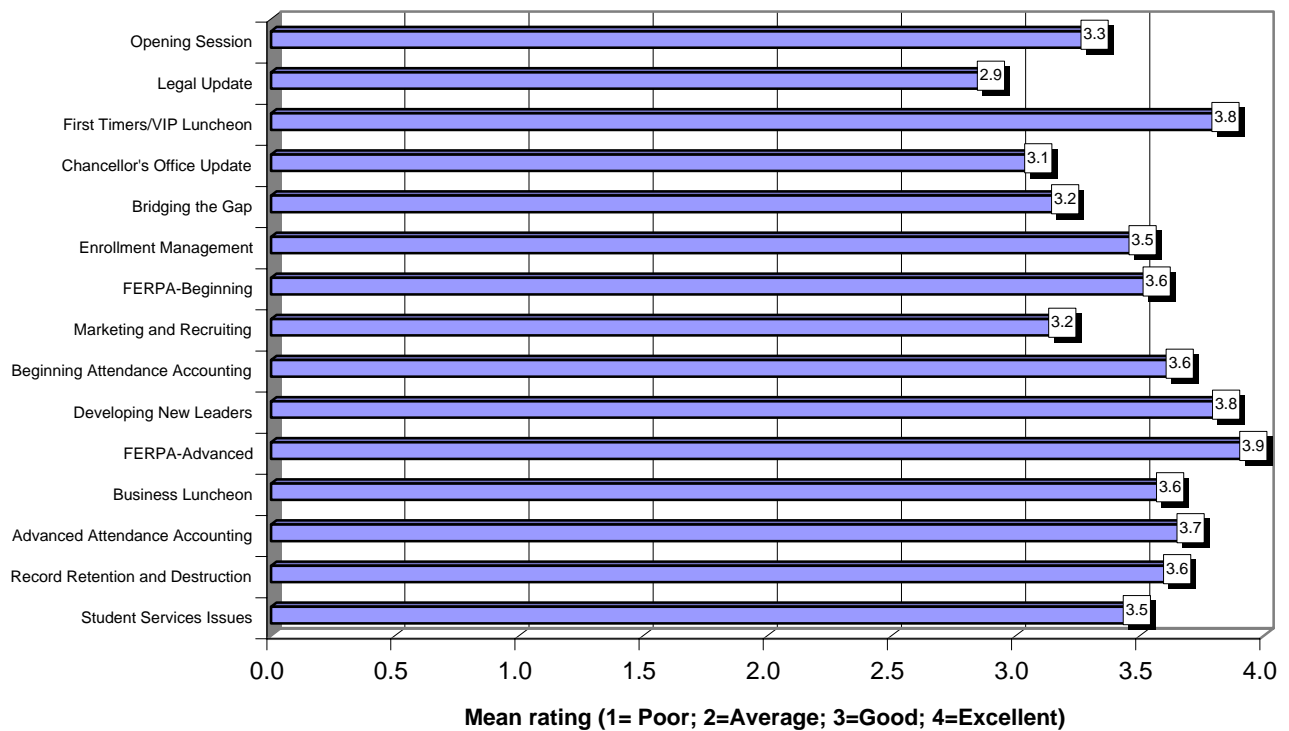


**CALIFORNIA ASSOCIATION OF COMMUNITY COLLEGE REGISTRARS AND ADMISSIONS OFFICERS
CACCRAO 2007 ANNUAL CONFERENCE- PALM SPRINGS
CONFERENCE EVALUATION**

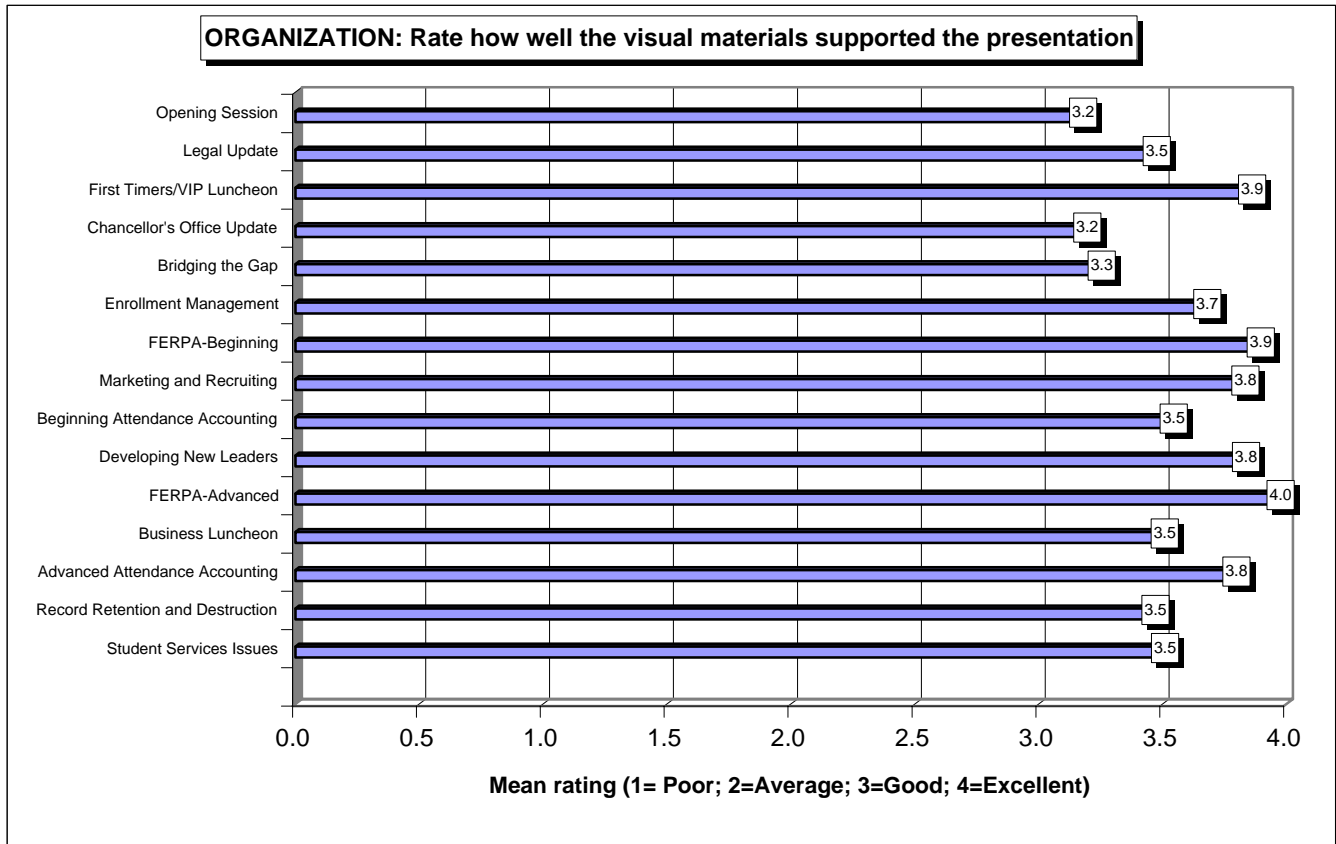
DELIVERY: Rate the presenter's ability to get material across to you



VISUALS: Rate how well the visual materials supported the presentation



**CALIFORNIA ASSOCIATION OF COMMUNITY COLLEGE REGISTRARS AND ADMISSIONS OFFICERS
CACCRAO 2007 ANNUAL CONFERENCE- PALM SPRINGS
CONFERENCE EVALUATION**



**CALIFORNIA ASSOCIATION OF COMMUNITY COLLEGE REGISTRARS AND ADMISSIONS OFFICERS
CACCRAO 2007 ANNUAL CONFERENCE- PALM SPRINGS
CONFERENCE EVALUATION**

Opening Session	N	Mean
DESCRIPTION MATCH: Rate how the session matched the description in the program	55	3.36
DELIVERY: Rate the presenter's ability to get material across to you	57	3.21
VISUALS: Rate how well the visual materials supported the presentation	49	3.86
ORGANIZATION: Rate how well the visual materials supported the presentation	57	3.18
OVERALL: Rate the value of the presentation to you	57	3.19

Mean rating (1= Poor; 2=Average; 3=Good; 4=Excellent)

Legal Update	N	Mean
DESCRIPTION MATCH: Rate how the session matched the description in the program	92	3.64
DELIVERY: Rate the presenter's ability to get material across to you	92	3.47
VISUALS: Rate how well the visual materials supported the presentation	90	2.89
ORGANIZATION: Rate how well the visual materials supported the presentation	91	3.47
OVERALL: Rate the value of the presentation to you	92	3.47

Mean rating (1= Poor; 2=Average; 3=Good; 4=Excellent)

First Timers/VIP Luncheon	N	Mean
DESCRIPTION MATCH: Rate how the session matched the description in the program	30	3.90
DELIVERY: Rate the presenter's ability to get material across to you	24	3.88
VISUALS: Rate how well the visual materials supported the presentation	12	3.83
ORGANIZATION: Rate how well the visual materials supported the presentation	21	3.86
OVERALL: Rate the value of the presentation to you	30	3.80

Mean rating (1= Poor; 2=Average; 3=Good; 4=Excellent)

Chancellor's Office Update	N	Mean
DESCRIPTION MATCH: Rate how the session matched the description in the program	100	3.59
DELIVERY: Rate the presenter's ability to get material across to you	100	3.38
VISUALS: Rate how well the visual materials supported the presentation	38	3.08
ORGANIZATION: Rate how well the visual materials supported the presentation	99	3.19
OVERALL: Rate the value of the presentation to you	100	3.45

Mean rating (1= Poor; 2=Average; 3=Good; 4=Excellent)

Bridging the Gap	N	Mean
DESCRIPTION MATCH: Rate how the session matched the description in the program	32	2.88
DELIVERY: Rate the presenter's ability to get material across to you	32	3.09
VISUALS: Rate how well the visual materials supported the presentation	32	3.19
ORGANIZATION: Rate how well the visual materials supported the presentation	32	3.25
OVERALL: Rate the value of the presentation to you	32	3.13

Mean rating (1= Poor; 2=Average; 3=Good; 4=Excellent)

Enrollment Management	N	Mean
DESCRIPTION MATCH: Rate how the session matched the description in the program	34	3.64
DELIVERY: Rate the presenter's ability to get material across to you	34	3.62
VISUALS: Rate how well the visual materials supported the presentation	26	3.50
ORGANIZATION: Rate how well the visual materials supported the presentation	34	3.68
OVERALL: Rate the value of the presentation to you	34	3.71

Mean rating (1= Poor; 2=Average; 3=Good; 4=Excellent)

**CALIFORNIA ASSOCIATION OF COMMUNITY COLLEGE REGISTRARS AND ADMISSIONS OFFICERS
CACCRAO 2007 ANNUAL CONFERENCE- PALM SPRINGS
CONFERENCE EVALUATION**

FERPA-Beginning	N	Mean
DESCRIPTION MATCH: Rate how the session matched the description in the program	28	3.96
DELIVERY: Rate the presenter's ability to get material across to you	28	3.93
VISUALS: Rate how well the visual materials supported the presentation	27	3.56
ORGANIZATION: Rate how well the visual materials supported the presentation	28	3.89
OVERALL: Rate the value of the presentation to you	28	3.93

Mean rating (1= Poor; 2=Average; 3=Good; 4=Excellent)

Marketing and Recruiting	N	Mean
DESCRIPTION MATCH: Rate how the session matched the description in the program	71	3.79
DELIVERY: Rate the presenter's ability to get material across to you	71	3.89
VISUALS: Rate how well the visual materials supported the presentation	71	3.86
ORGANIZATION: Rate how well the visual materials supported the presentation	71	3.83
OVERALL: Rate the value of the presentation to you	71	3.80

Mean rating (1= Poor; 2=Average; 3=Good; 4=Excellent)

Beginning Attendance Accounting	N	Mean
DESCRIPTION MATCH: Rate how the session matched the description in the program	37	3.76
DELIVERY: Rate the presenter's ability to get material across to you	37	3.59
VISUALS: Rate how well the visual materials supported the presentation	37	3.64
ORGANIZATION: Rate how well the visual materials supported the presentation	37	3.54
OVERALL: Rate the value of the presentation to you	37	3.76

Mean rating (1= Poor; 2=Average; 3=Good; 4=Excellent)

Developing New Leaders	N	Mean
DESCRIPTION MATCH: Rate how the session matched the description in the program	24	3.96
DELIVERY: Rate the presenter's ability to get material across to you	24	3.92
VISUALS: Rate how well the visual materials supported the presentation	23	3.83
ORGANIZATION: Rate how well the visual materials supported the presentation	24	3.83
OVERALL: Rate the value of the presentation to you	24	3.96

Mean rating (1= Poor; 2=Average; 3=Good; 4=Excellent)

FERPA-Advanced	N	Mean
DESCRIPTION MATCH: Rate how the session matched the description in the program	37	3.97
DELIVERY: Rate the presenter's ability to get material across to you	37	3.97
VISUALS: Rate how well the visual materials supported the presentation	37	3.95
ORGANIZATION: Rate how well the visual materials supported the presentation	37	3.97
OVERALL: Rate the value of the presentation to you	37	3.97

Mean rating (1= Poor; 2=Average; 3=Good; 4=Excellent)

Business Luncheon	N	Mean
DESCRIPTION MATCH: Rate how the session matched the description in the program	90	3.64
DELIVERY: Rate the presenter's ability to get material across to you	89	3.52
VISUALS: Rate how well the visual materials supported the presentation	59	3.61
ORGANIZATION: Rate how well the visual materials supported the presentation	89	3.51
OVERALL: Rate the value of the presentation to you	88	3.58

Mean rating (1= Poor; 2=Average; 3=Good; 4=Excellent)

**CALIFORNIA ASSOCIATION OF COMMUNITY COLLEGE REGISTRARS AND ADMISSIONS OFFICERS
CACCR AO 2007 ANNUAL CONFERENCE- PALM SPRINGS
CONFERENCE EVALUATION**

Advanced Attendance Accounting	N	Mean
DESCRIPTION MATCH: Rate how the session matched the description in the program	39	3.79
DELIVERY: Rate the presenter's ability to get material across to you	38	3.83
VISUALS: Rate how well the visual materials supported the presentation	39	3.69
ORGANIZATION: Rate how well the visual materials supported the presentation	39	3.79
OVERALL: Rate the value of the presentation to you	39	3.74

Mean rating (1= Poor; 2=Average; 3=Good; 4=Excellent)

Record Retention and Destruction	N	Mean
DESCRIPTION MATCH: Rate how the session matched the description in the program	47	
DELIVERY: Rate the presenter's ability to get material across to you	47	3.51
VISUALS: Rate how well the visual materials supported the presentation	47	3.64
ORGANIZATION: Rate how well the visual materials supported the presentation	47	3.47
OVERALL: Rate the value of the presentation to you	47	3.51

Mean rating (1= Poor; 2=Average; 3=Good; 4=Excellent)

Student Services Issues	N	Mean
DESCRIPTION MATCH: Rate how the session matched the description in the program	73	3.55
DELIVERY: Rate the presenter's ability to get material across to you	73	3.55
VISUALS: Rate how well the visual materials supported the presentation	42	3.48
ORGANIZATION: Rate how well the visual materials supported the presentation	73	3.51
OVERALL: Rate the value of the presentation to you	73	3.52

Mean rating (1= Poor; 2=Average; 3=Good; 4=Excellent)